



THE LEADING MANUFACTURER
OF SMALL VALVES



PRODUCT CATALOG | VOLUME 51



A HISTORY MADE IN THE USA

The Leading Manufacturer of Small Valves

INDUSTRY COMPLIANCE

Access fittings manufactured and sold by C&D Valve meet ARI Standard 720-2002 and are manufactured and packaged in the USA.

GUARANTEE

C&D Valve products are unconditionally warranted against defective material and workmanship, and will perform to complete satisfaction when used with our instructions.

CUSTOM PARTS

C&D Valve has the ability to customize parts to meet special requirements. Combine an existing brass body from our wide selection—or customize a new one with tubes of different sizes, bent, swagged and flared.

From its early beginning in an inventor's shop in Oklahoma City, C&D Valve has maintained a tradition of innovation and quality. Many of the industry's most common service valves and tools were designed and developed by C&D Valve. Patents were received for the M-series braze on saddle valves, the core removal tool, and various other valves.


Innovative and useful products mean nothing without consistent and reliable quality. C&D Valve quality extends beyond dependable products into all aspects of meeting our customer's needs—quick and accurate delivery, ease of doing business, and superior customer service.



Mr. John Mullins, founder (1967)



Mr. Bill Bevers, owner (1969-1994)



We take pride in our heritage and appreciate the lessons learned over the past 50 years. C&D Valve strives each and every day to understand our customer's expectations and to exceed them. We look forward to being the vendor of choice for access fittings and related tool needs.



CONTENTS

Adapters/Couplers	17
Automotive	17
Ball Valve Core Removal Tools	12
Blower Wheel Pullers	20
Brass Access Bodies	8
Braze-In Service Valves	14
Braze-On Service Valves	10
Caps/Parts/O-Rings/Replacement.	23
Cap Tube	22
Clamp-On Service Valves.	11
Copper Access Tees	9
Core Chaser/Wrench	22
Core Container/Wrench	22
Core Depressors	16
Core Removal Tools.	13
Core Removal Tool Accessories	14
Economy Line Service Valves.	7
Fastap™ Tube Piercing Pliers	20
Forged Access Tees.	18
Hose-End Ball Valve	16
Index.	24
Locking Caps and Keys.	21
Oil Tap.	22
Other Connections	19
Premium Line Service Valves	6
Sales Representatives.	27
Service Kits	15
Standard Line Service Valves.	7
Superheat Kits.	15
Sure Seal™ Retaining Couplers.	16
Tee Connections	18
TekEdge™ Product Line.	4
Terms and Conditions/Warranty	25

TEP-5D 2-STAGE DUAL VOLTAGE VACUUM PUMP

INTRODUCING
TEKEDGE
BY C&D VALVE

The TekEdge product line expands C&D's solutions to the HVAC/R industry with a full range of products including:

- Refrigerant Charging Scale
- Refrigerant Gas Leak Detector
- Vacuum Pump
- Vacuum Pump Oil

- 2-stage dual voltage
- Integrated body structure
- Large sight glass
- Increased area for heat dissipation
- Low oil level
- Force feed oil design
- 1 year warranty
- For use with TekEdge Vacuum Pump Oil

PART# **TEP-5D**



REPLACEMENT PARTS

- PRP-001** Fan cover for TEP-5D
- PRP-002** Handle with cover and nut for TEP-5D
- PRP-003** Oil fill cap for TEP-5D
- PRP-004** Exhaust fitting for TEP-5D
- PRP-005** Pump housing for TEP-5D
- PRP-006** Pump housing gasket for TEP-5D
- PRP-007** Sight glass for TEP-5D
- PRP-008** Oil drain plug for TEP-5D
- PRP-009** Oil drain plug gasket for TEP-5D
- PRP-010** Rubber foot (w/screw & washer) for TEP-5D
- PRP-011** Base for TEP-5D

Model		TEP-5D	
Voltage		110v/60Hz	220v/50Hz
Flow Rate	CFM	5.0 CFM	4.5 CFM
	L/min	142 L/min	128 L/min
Ultimate Vacuum	Pa	2x10 ¹ Pa	
	mbar	0.003 mbar	
	Microns	15 microns	
Motor		1/2 HP	
Intake Fitting		1/4" and 3/8" Flare	
Oil Capacity		11 oz (325 ml)	
Dimensions		13.3" x 5.4" x 9.8" (338 x 138 x 249 mm)	
Net Weight		23 lbs (10.5 kg)	

VACUUM PUMP OIL

High quality, severely hydro-treated mineral oil specially formulated for the HVAC/R industry

Compatible for use with refrigeration vacuum pumps for long lasting performance and high efficiency

Available in quart and gallon sizes

PART# **TEP-Q/12** PKG QTY: 12
Twelve quart size bottles

PART# **TEP-G/6** PKG QTY: 6
Six gallon size bottles



TES-1 ELECTRONIC CHARGING SCALE

- Touch key controls
- Three display modes
- Compact design
- 110 lb. capacity
- Charging and recovery capabilities
- One 9v battery (included)
- Removable platform and control box with prop stand and hanging hook
- Durable case with integrated handle
- 1 year warranty



PART# **TES-1**

Model	TES-1
Range	0.0 lbs 0.0 oz to 110 lbs 0.0 oz 0.0 lbs to 110.0 lbs 0.0 kg to 55.0 kg
Resolution	Normal: 0.1 oz/0.005 lbs/2g Low: 0.5 oz/0.025 lbs/10g
Accuracy	± 0.5% of reading ± 1 digit
Power Supply	One 9v alkaline battery
Battery Life	30 hrs (approx.)
Temperature	32°F to 120°F (0°C to 49°C)
Weight	6.15 lbs (2.79 kg)
Dimensions	15.25" x 10.5" x 2.5" (38.7 x 26.7 x 6.35 cm)

TEL-1 REFRIGERANT GAS LEAK DETECTOR

- Detects all CFC, HFC, HCFC, HFO and HC Refrigerants and blends
- Heated sensor technology
- Long life, stable sensor
- Three adjustable sensitivity levels
- Automatic calibration and reset to ambient
- Design Certified by ACSI to meet SAE J2791, J2913, EN14624-2012, ASHRAE 173-2012
- 2 year warranty



PART# **TEL-1**

Model	TEL-1
Description	Leak detector, refrigerant gas
Sensor life	> 10 years
Response time	Instantaneous
Power supply	4 AA alkaline batteries
Battery life	4-6 hours continuous
Warm up time	< 20 seconds
Probe length	17 inches
Weight	1.5 lbs
Warranty	2 years

SENSITIVITY

- R-1234yf .0125 oz/yr
- R-134a .05 oz/yr
- R-22 .025 oz/yr
- R-32 .05 oz/yr
- R-404A .05 oz/yr
- R-407A .05 oz/yr
- R-410A .05 oz/yr
- R-427A .05 oz/yr
- R-507 .05 oz/yr

PREMIUM LINE SERVICE VALVES

T-36 series

GENERAL SPECIFICATIONS


The T36 Series comes with a CD2250 wrench cap, CD4460 valve core and is available in a variety of tube sizes. There are 1/8" male pipe threads below the hex. Material is CDA 360 brass and standard refrigeration tubing.

FEATURES

This series of line service valves is more versatile than the 84 Series or 36 LP Series because of the following:

- The wrench cap is standard 1/8" pipe thread below the hex is standard on all but the CD3456—allows securing to a bulkhead with a lock nut

- Extra bushings included with several items to provide a choice on size of hole to cut at the job and reduce the amount of inventory to be maintained



PART# **CD3434** PKG QTY: 6
3/16" copper tubing, 1/8" copper bushing, wrench cap and core

PART# **CD3436** PKG QTY: 6
1/4" copper tubing, 3/16" copper bushing, wrench cap and core

PART# **CD3456** PKG QTY: 6
5/16" copper tubing, 1/4" copper bushing, wrench cap and core

PART# **CD3602** PKG QTY: 6
1/4" copper tubing, 3/16" and 1/8" copper bushings, wrench cap and core

PART# **CD3603** PKG QTY: 6
3/16" copper tubing, wrench cap and core

PART# **CD3604** PKG QTY: 6
1/4" copper tubing, wrench cap and core

PART# **CD3608** PKG QTY: 6
1/8" copper tubing, wrench cap and core



PART# **CD3600** PKG QTY: 6
1/8" ID, 3/16", 1/4", 5/16" steps 1/8" MPT below hex wrench cap and core

PART# **CD3688** PKG QTY: 25
Used with T36 Series, 2 lock nuts included with packaged access valves

CD3600 valve can be adapted to serve you in the following ways:



1/8" copper tube

5/16" copper tube

1/2" copper tube



1/4" copper tube


3/8" copper tube

braze 3/16" tip into 1/4" line or larger

STANDARD LINE SERVICE VALVES



36 LP Series



PART# **CD1010** PKG QTY: 6
1/8" copper tubing, wrench cap
and core

PART# **CD1212** PKG QTY: 6
3/16" copper tubing, wrench cap
and core

PART# **CD2525** PKG QTY: 6
1/4" copper tubing, wrench cap
and core

PART# **CD3605** PKG QTY: 6
5/16" copper tubing, wrench cap
and core

PART# **CD3606** PKG QTY: 6
3/8" copper tubing, wrench cap
and core

PART# **CD3619** PKG QTY: 6
1/8" ID, 3/16", 1/4", 5/16" steps,
wrench cap and core

GENERAL SPECIFICATIONS

The 36LP Series comes with a CD2250 wrench cap and CD4460 valve core and is available in a variety of tube sizes ranging from 1/8" to 3/8". There are no pipe threads. Material is CDA 360 brass and standard refrigeration tubing. Tube length is approximately 2".

INSTRUCTIONS

1. Remove cap and core
2. Insert tubing or body into the corresponding size line or hole and braze into place
3. Replace core, tighten, evacuate and charge system
4. Replace cap

ECONOMY LINE SERVICE VALVES



PART# **CD8408** PKG QTY: 6
1/8" copper tubing, cap and core

PART# **CD8403** PKG QTY: 6
3/16" copper tubing, wrench cap
and core

PART# **CD8404** PKG QTY: 6
1/4" copper tubing, cap and core

PART# **CD8405** PKG QTY: 6
5/16" copper tubing, cap and
core

PART# **CD8406** PKG QTY: 6
3/8" copper tubing, cap and core

PART# **CD8400** PKG QTY: 6
1/8" ID, 3/16", 1/4", 5/16" steps,
cap and core

Standard Flare

GENERAL SPECIFICATIONS

C&D Valve manufactures brass bodies for a variety of special purposes.

They are stock items and indicate the versatility of our parts. Most have the standard 1/4" male flare above the hex. Below the hex are various threads, outside diameters and inside diameters for accepting different sizes of tubing and connections. Many have multiple steps.

The CD2245 cap and CD4460 valve core are standard with each, except where noted or when the customer specifies differently.

ID and OD measurements given are actual part dimensions.



PART# **CD1200** PKG QTY: 6
3/16" ID, 1/4", 5/16" OD steps



PART# **CD2500** PKG QTY: 6
1/4" ID, 1/4", 5/16" OD steps



PART# **CD2506** PKG QTY: 6
1/4" ID, 3/8" OD step




PART# **CD3338** PKG QTY: 6
3/16" ID, 1/4", 3/8" OD steps



PART# **CD3346** PKG QTY: 6
1/4" ID, 3/8", 7/16" OD steps



PART# **CD3358** PKG QTY: 4
5/16" ID, 1/2" OD step



PART# **CD3368** PKG QTY: 4
3/8" ID, 1/2" OD step



PART# **CD4545** PKG QTY: 6
9/32" ID, 1/4" OD step



PART# **CD5055** PKG QTY: 6
7/32" ID, 5/16" OD step



PART# **CD9160** PKG QTY: 6
Flare 9/16" long, hex 7/16" deep,
1/4" OD step



PART# **CD8400** PKG QTY: 6
1/8" ID, 3/16", 1/4", 5/16" steps,
CD2245 cap and core

Bulkhead



PART# **CD2243** PKG QTY: 6
Flare length extended to 3/4",
solder end - 1/8" ID, 3/16", 1/4",
5/16" OD steps and CD2217 cap



PART# **CD2576** PKG QTY: 6
Flare length extended to 5/8",
solder end - 1/4" ID, 11/32" OD



PART# **CD3600** PKG QTY: 6
1/8" ID, 3/16", 1/4", 5/16", steps,
1/8" MPT below hex wrench cap
and core

COPPER ACCESS TEES



84 TS Series



PART# **CD8414** PKG QTY: 2
For 1/4" copper tube



PART# **CD8434** PKG QTY: 2
For 3/4" copper tube



PART# **CD8426** PKG QTY: 2
3/8" x 3" tube, expanded to
3/8" ID on one end



PART# **CD8416** PKG QTY: 2
For 5/16" copper tube



PART# **CD8478** PKG QTY: 2
For 7/8" copper tube



PART# **CD8427** PKG QTY: 2
1/2" x 3" tube, expanded to
1/2" ID on one end



PART# **CD8438** PKG QTY: 2
For 3/8" copper tube



PART# **CD8420** PKG QTY: 2
1/4" x 3" tube, expanded to
1/4" ID on one end



PART# **CD8428** PKG QTY: 1
5/8" x 3" tube, expanded to
5/8" ID on one end



PART# **CD8412** PKG QTY: 2
For 1/2" copper tube



PART# **CD8425** PKG QTY: 2
5/16" x 3" tube, expanded to
5/16" on one end



PART# **CD8429** PKG QTY: 1
3/4" x 3" tube, expanded to
3/4" ID on one end



PART# **CD8458** PKG QTY: 2
For 5/8" copper tube

GENERAL SPECIFICATIONS

The 84 TS Series offers two styles of copper access tees in tubing sizes 1/4" to 1-1/8". Copper Tees allow connection at each end and require less solder than silver solder, such as 95-5.

Copper Tees are preferable where two line ends have not yet been attached or where it is desirable to cut a line rather than drive a hole in an uncharged system. Copper Tees can save time and money.

Tees with "CD" part numbers come with CD2250 wrench cap. Change "CD" to "CC" to substitute CD2245 standard brass cap.

INSTALLATION INSTRUCTIONS

1. Remove cap and valve core
2. Clean tubing and apply flux
3. Insert tubing into each end and braze into place
4. Replace valve core, tighten, evacuate and charge system
5. Install cap when work is complete



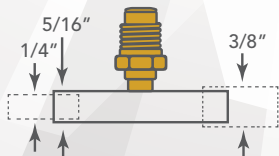
PART# **CD5421** PKG QTY: 2
5/16" x 2" refrigeration tube



PART# **CD8505** PKG QTY: 2
3/8" ID and 3/8" OD



PART# **CD8431** PKG QTY: 1
7/8" x 3" tube, expanded to
3/4" ID on one end



PART# **CD8506** PKG QTY: 2
3/8" ID and 1/2" OD

1/4" ID and 5/16" OD
will service 1/4", 5/16", 3/8"

Copper-to-Copper M Series

The M Series is the first and best braze-on, self-piercing copper saddle valve. It is widely used and easily installed on a charged line. After brazing the saddle portion onto line, the steel pin with valve core penetrates the line and is locked into place simply by tightening the cap. Available in sizes ranging from 1/4" to 1-1/8".

INSTRUCTIONS

1. Prepare line and clean tube. Remove cap and pin. Flux or solder paste saddle and install on line. Heat and braze copper saddle.
2. Let cool and pressure test braze, if desired. Insert pin with PTFE o-ring into body. Put on cap and tighten with wrench on body to avoid breaking braze joint. As cap is tightened, steel pin penetrates tubing.
3. Last turn crimps brass edge over top of pin for secure fit and forming flared end. Remove cap, and fitting is ready to use. If complete penetration is not made, put cap back on and tighten further.
4. When work is complete, replace cap, wrench tight for permanent use or install new cap with neoprene o-ring, thumb tight.



PART# **CD5512** PKG QTY: 4
Copper saddle for 1/2" line



PART# **CD5518** PKG QTY: 2
Copper saddle for 1-1/8" line



PART# **CD5534** PKG QTY: 2
Copper saddle for 3/4" line



PART# **CD5516** PKG QTY: 6
Copper saddle for 5/16" line



PART# **CD5558** PKG QTY: 3
Copper saddle for 5/8" line



PART# **CD5578** PKG QTY: 3
Copper saddle for 7/8" line



PART# **CD5514** PKG QTY: 6
Copper saddle for 1/4" line



PART# **CD5538** PKG QTY: 6
Copper saddle for 3/8" line

Brass-to-Brass Bot Stinger



PART# **CD2814** PKG QTY: 6
Brass saddle for 1/4" line

PART# **CD2816** PKG QTY: 6
Brass saddle for 5/16" line

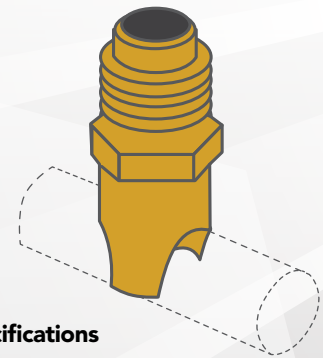
PART# **CD2838** PKG QTY: 6
Brass saddle for 3/8" line

PART# **CD2812** PKG QTY: 4
Brass saddle for 1/2" line

PART# **CD2834** PKG QTY: 2
Brass saddle for 3/4" line

PART# **CD2878** PKG QTY: 2
Brass saddle for 7/8" line

PART# **CD2818** PKG QTY: 2
Brass saddle for 1-1/8" line



General Specifications

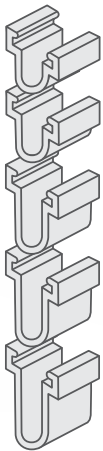
- Valve core and cap
- Plated steel body – CDA 360 brass saddle
- Four-way seal between body and saddle

Installation Instructions

1. Press saddle onto line firmly (use pliers)
2. Apply flux and braze to line
3. Allow to cool
4. Screw body with core into saddle
5. Evacuate and charge system
6. Replace cap

B Series

A line tap valve that is easy to use. Five individual sizes for special access jobs. Viton® gasket for heat extremes.



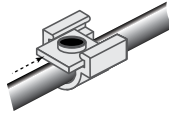
PART# **CD2140** PKG QTY: 2
For 1/4" lines

PART# **CD2160** PKG QTY: 2
For 5/16" lines

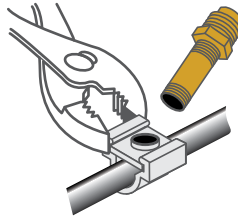
PART# **CD2380** PKG QTY: 2
For 3/8" lines

PART# **CD2120** PKG QTY: 2
For 1/2" lines

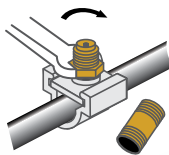
PART# **CD2580** PKG QTY: 2
For 5/8" lines



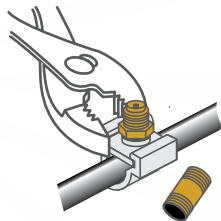
1. Place aluminum channel on line. Insert aluminum slide into grooves on channel



2. Grip slide and channel with pliers. Place steel pin in body and screw into place



3. Holding grip on channel and slides, tighten steel housing—Unique torque action provides permanent clamp



4. Continue to tighten steel housing—Neoprene gasket on pin gives long-life seal

TECH TIP

Clamp-on line tap valves are a quick and economical way to temporarily access a refrigerant system. After using line tap valves, installing a permanent access tee is recommended.

Standard Line Tap Valve

The CD4338 and CD4358 line tap valves pierce with a needle which automatically retracts and back seats when work is complete. The refrigerant line remains free of any restriction. No special installation tools are needed because socket head screws and hex wrench are included with every valve. These dependable and field-proven valves are easy to install and suitable with all refrigerants.

PART# **CD4358** PKG QTY: 1
Fits 1/2" and 5/8" tubes

PART# **CD4338** PKG QTY: 1
Fits 1/4", 5/16" and 3/8" tubes



BALL VALVE CORE REMOVAL TOOLS

Ball Valve Core Removal Tool

The original CRT has been improved with a ball valve design



Two BV-CRT models from which to choose



More durable with a stainless steel ball and brazed side fitting



Compact size for working in close quarters



Works with existing CRT accessories



More convenient to use

INSTRUCTIONS

1. Attach the tool to a 1/4" male flare fitting, thumb tight
2. With the valve open, completely push extractor rod in and grab the valve core head
3. Turn the extractor knob counter-clockwise to unscrew the core
4. Pull the extractor knob back as far as possible to close the valve
5. Close the valve completely with a clockwise turn of the handle
6. Remove the rear coupler, extractor rod and valve core

With the valve core removed, the system can be accessed through the rear fitting of the core removal tool, as well as the side port on the CD3930 or CD3910

7. To replace a valve core, attach coupler on extractor rod to rear fitting on tool, thumb tight
8. Open valve completely with counter-clockwise turn of the handle
9. Push extractor rod in and secure valve core in fitting by turning clockwise

The BV-CRT works the same as our original CRT. It removes a valve core from a 1/4" male flare access fitting without loss of refrigerant. Because it has a ball valve inside rather than a stem-type valve, the tool can be closed with just a quarter turn.

With the valve core out, many operations can be performed including:

- Replacing a bad core
- Adding or removing refrigerant
- Measuring internal temperature (CD3975 required)
- Measuring system pressure by attaching a gauge to the side port of CD3930

PART# **CD3975** PKG QTY: 1 – Internal Temperature Thermometers

PART# **CD3916** PKG QTY: 1 – Thread Chaser

PART# **CD3915** PKG QTY: 1 – Pick

PART# **CD5577** PKG QTY: 1 – Extractor Rod

PART# **CD3090** PKG QTY: 1 – Tube Piercing attachment



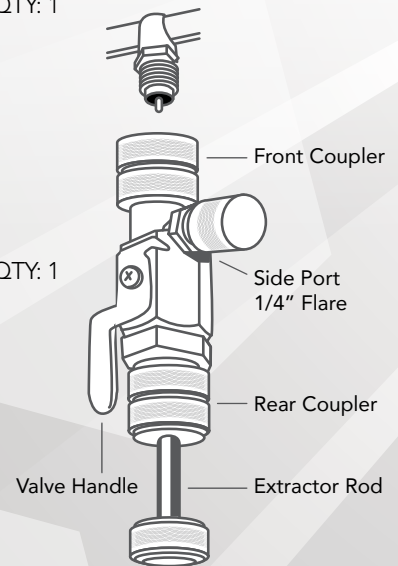
PART# **CD3920** PKG QTY: 1
BV-CRT for 1/4" flare connections



PART# **CD3930** PKG QTY: 1
BV-CRT for 1/4" flare connections and has 1/4" male flare side access port



PART# **CD3956** PKG QTY: 1
BV-CRT for 5/16" flare connections and has 1/4" male flare side access port



CORE REMOVAL TOOLS



Core Removal Tools

All accessory tools are compatible with CD3900, CD3910, CD3920, CD3930, and CD3956



PART# **CD3090** PKG QTY: 1
Tube piercing attachment punches a hole in copper tubing through a V-Series fitting for the installation of a core without loss of refrigerant



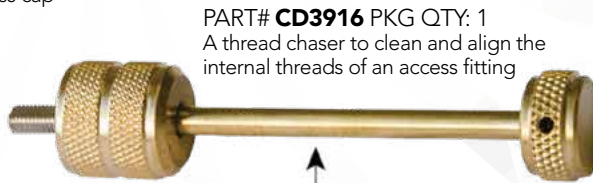
PART# **CD5577** PKG QTY: 1
Valve core grapple and extractor – removes core without loss of refrigerant



PART# **CD3910** PKG QTY: 1
Our original 1/4" flare thumb screw shut-off core removal tool—has 1/4" male flare side access port with brass cap



PART# **CD3900** PKG QTY: 1
Same as the CD3910 except with no side port—Works with all accessories



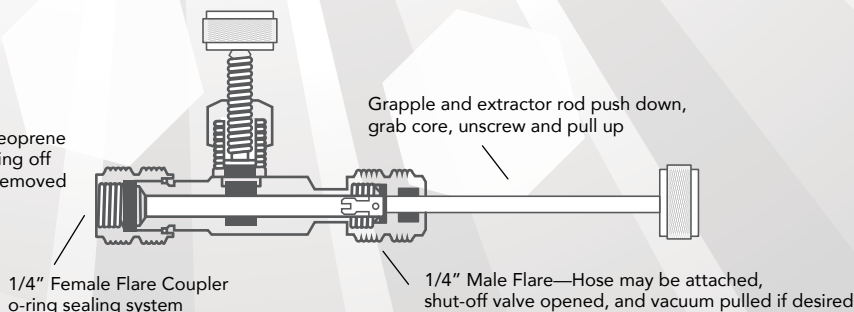
PART# **CD3916** PKG QTY: 1
A thread chaser to clean and align the internal threads of an access fitting



PART# **CD3917** PKG QTY: 1
CD3915 and CD3916 together as a kit

PART# **CD3915** PKG QTY: 1
A pick to extract a broken core from a housing without loss of refrigerant—has left hand threads

Shut-off valve with neoprene sleeve expands, closing off system after core is removed



TECH TIP

Have damaged threads or a broken valve core?

Try our CRT thread chaser – available individually or as a kit.

TUBE PIERCING ATTACHMENT

Optional tool for CRT. With any CRT and special access V-Series fitting, a tube can be pierced and a core inserted into V fitting below.

INSTRUCTIONS

Tube Piercing Attachment:

1. Braze V-Series fitting onto line
2. Attach main body of CRT to fitting
3. Attach TPA to the CRT body, screw down needle to pierce hole in tubing until it bottoms out – it will not go through the other side of tube
4. Pull back TPA handle
5. Shut off system with CRT shut off valve
6. Remove TPA from the CRT
7. Attach regular CRT rod with core
8. Open shut-off valve, screw core into V fitting and remove CRT

CORE REMOVAL TOOL ACCESSORIES

Thermometer

PART# **CD3975** PKG QTY: 1

- LCD read out
- Swivel Head
- On/off switch, hold test switch
- Spare battery
- Temperature range:
-58°F (-50°C) to +302°F (150°C)




BRAZE-IN SERVICE VALVES

V Series

Copper saddle valve for special use with CD3090 Tube Piercing Attachment and any core removal tool. Available to fit nine sizes of copper tubing. These ports are similar to the M Series fittings, but they are internally threaded to house a valve core, and come with a CD2245 cap.

- PART# **CD3094** PKG QTY: 6, 1/4"
- PART# **CD3096** PKG QTY: 6, 5/16"
- PART# **CD3098** PKG QTY: 6, 3/8"
- PART# **CD3092** PKG QTY: 4, 1/2"
- PART# **CD3095** PKG QTY: 3, 5/8"
- PART# **CD3034** PKG QTY: 2, 3/4"
- PART# **CD3078** PKG QTY: 2, 7/8"
- PART# **CD3018** PKG QTY: 2, 1-1/8"



SUPERHEAT KITS



PART# **CD3970** PKG QTY: 1
Combines CD3910 and CD3975 thermometer



PART# **CD3990** PKG QTY: 1
With CD3930 BV-CRT and CD3975 thermometer

SUPERHEAT KITS

Superheat KitS combine a Core Removal Tool (CRT) and thermometer to create the most reliable, accurate way to measure superheat.

Attach the CRT to an access fitting and remove the valve core, insert the digital thermometer through the fitting and directly measure the internal temperature.

Measure pressure at the same spot and use this information for determining superheat. The storage case is durable and lightweight; instructions included.

SERVICE KITS



Access Fitting Service Kit
PART# **CD9510SVK** - case size 8.5 x 4.5"



Appliance Service Kit
PART# **CD9530SVK** - case size 8.5 x 4.5"

SERVICE KITS

Handy refillable case with the most commonly used parts

The right parts in one location
Highest quality parts made in the USA



Refrigeration Service Kit - 9560
PART# **CD9560SVK** - case size 8.5 x 11"



Refrigeration Service Kit - 9580
PART# **CD9580SVK** - case size 8.5 x 11"

CORE DEPRESSORS

These thumbscrew core depressors are designed to be used on the end of a charging hose. When attached to an access fitting, they can depress the valve core and control the flow of gas. This also means the core can be shut off before disconnecting, thus avoiding a spit back on your hand. The seals in each part have broad compatibility with all refrigerants. The CD2070 is unique in that it has an internal shut-off that also holds gas in the hose when disconnected.

SURE SEAL™ COUPLERS

Premium line of Sure Seal™ Couplers come in a variety of configurations to handle most applications.

The CD5171 Sure Seal™ kit contains replacement components reducing the need to buy new couplers.



PART# **CD2060** PKG QTY: 1
For 1/4" Male flares



PART# **CD2070** PKG QTY: 1
1/4" Female flare compact thumbscrew core depressor



PART# **CD5050** PKG QTY: 1
For 1/4" male flares—made small for use in tight quarters



PART# **CD2080** PKG QTY: 1
5/16" Female flare compact thumbscrew core depressor



PART# **CD5060** PKG QTY: 1
5/16" Female flare compact thumbscrew core depressor

HOSE-END BALL VALVE



PART# **CD4040** PKG QTY: 1
1/4" Female flare swivel, depressor tip x 1/4" male flare

Reliable and easy to use, the body of this valve is constructed with the same durable design as our BV-CRT's. Install the CD4040 on the end of a charging hose and minimize refrigerant loss during servicing. A quarter turn of the handle makes quick work of shutting on and off. Straight flow through design offers maximum flow rate. The brass depressor tip fully engages valve core.


SURE SEAL™ RETAINING COUPLERS

When attached to an access fitting, the Sure Seal™ Retaining Coupler automatically opens and depresses the valve core all in one action. When disconnected, it traps refrigerant in the charging hose. Leave it permanently installed on the end of the hose. The seals are compatible with newer refrigerants, and if internal parts need replacing, a parts kit is available.



PART# **CD2035** PKG QTY: 1
1/4" Female flare retainer x 1/4" male flare

PART# **CD2094** PKG QTY: 1
1/4" Female flare retainer x 1/4" FTP



PART# **CD2090** PKG QTY: 1
90° 1/4" Female flare retainer x 1/4" male flare



PART# **CD2098** PKG QTY: 1
1/4" Female flare retainer x 1/8" FTP



PART# **CD2037** PKG QTY: 1
1/4" Female flare retainer x 3/8" male flare



PART# **CD2084** PKG QTY: 1
1/4" Female flare retainer x 1/4" MPT

ADAPTERS/COUPLERS



PART# **CD1414** PKG QTY: 2
(CD2250 cap) 1/4" flare access x 1/4" MPT



PART# **CC1414** PKG QTY: 2
(CD2245 cap)



PART# **CD1441** PKG QTY: 1
1/4" flare access x 1/4" flare, valve core and flare nut included (no cap)



PART# **CD1818** PKG QTY: 6
(CD2250 cap) 1/4" flare access x 1/8" MPT



PART# **CC1818** PKG QTY: 6
(CD2245 cap)



PART# **CD1819** PKG QTY: 3
(CD2250 cap) 1/4" flare access x 1/8" MPT, elbow, 1/4" ID on MPT end

PART# **CC1819** PKG QTY: 3
(CD2245 cap)



PART# **CD2000** PKG QTY: 1
1/4" female flare swivel x 1/4" male flare access, depressor tip and seal, no valve core



PART# **CD2010** PKG QTY: 1
1/4" female flare swivel x 1/4" male flare access, 90° configuration, depressor tip and seal, no valve core



PART# **CD2012** PKG QTY: 1
1/4" female flare swivel x 1/2" male Acme, depressor tip and seal



PART# **CD2014** PKG QTY: 1
1/4" female flare swivel x 1/4" male pipe thread, depressor tip and seal



PART# **CD2018** PKG QTY: 1
1/4" female flare swivel x 1/8" male pipe thread, depressor tip and seal



PART# **CD2019** PKG QTY: 1
1/4" female flare swivel x 1/8" female pipe threads, depressor tip and seal



PART# **CD2020** PKG QTY: 1
1/4" female flare hex x 1/2" male Acme



PART# **CD2022** PKG QTY: 1
3/8" female flare hex x 1/2" male Acme



PART# **CD2028** PKG QTY: 1
1/2" Acme female swivel x 1/4" male flare, depressor tip and seal



PART# **CD2041** PKG QTY: 1
1/4" female flare x 1/4" female pipe threads, depressor tip and seal



PART# **CD2056** PKG QTY: 1
5/16" female flare x 1/4" male flare adapter

ADAPTERS AND COUPLERS

C&D Valve adapters and couplers are 100% manufactured in the USA with either forged or machining brass. Couplers and adapters can be used in a wide range of applications. Contact Customer Service if you have specific needs for your application.

AUTOMOTIVE



PART# **CD5013** PKG QTY: 1
R134a retrofit adapter, straight low side stem (13 mm) x 1/4" female flare, and blue cap



PART# **CD5016** PKG QTY: 1
R134a retrofit adapter straight high side stem (16 mm) x 1/4" female flare, and red cap



PART# **CD5014** PKG QTY: 1
Same as CD5036 except for 1/4" male flare



PART# **CD5036** PKG QTY: 1
1/4" adapter to 3/16" fittings, contains depressor pin

TEE CONNECTIONS

TEES

All brass and copper tees come in several different configurations with regard to valve cores, caps and valve depressors. C&D Customer Service can help you find the right tee for the right application.



PART# **CD9601** PKG QTY: 2
1/4" male flare x 1/4" flare nut with depressor tip x 1/4" male flare on the branch with one valve core



PART# **CD9621** PKG QTY: 2
Same as CD9601 but without depressor tip



PART# **CD9602** PKG QTY: 2
1/4" male flare with valve core x 1/4" male flare x 1/4" female flare nut with depressor tip on the branch



PART# **CD9622** PKG QTY: 2
Same as CD9602 but without depressor tip



PART# **CD9603** PKG QTY: 2
All brass 1/4" female flare nut with valve core x 1/4" female flare nut with depressor tip on the branch



PART# **CD9623** PKG QTY: 2
1/4" male flare x 1/4" male flare with two valve cores but no caps



PART# **CD9606** PKG QTY: 2
1/4" male flare access x 1/4" male flare nut with depressor x 1/4" flare nut with depressor tip on the branch, cap and valve core included



PART# **CD9627** PKG QTY: 2
Same as CD9603 but without depressor tip



PART# **CD9611** PKG QTY: 2
Forged brass tee, 1/4" female flare nut with depressor tip x 1/4" male flare access x 1/4" male flare access on branch with one valve core



PART# **CD9628** PKG QTY: 2
Same as CD9611 but without depressor tip

FORGED ACCESS TEES

All 1/4" Flares are threaded for valve cores



PART# **CD9614** PKG QTY: 2
Forged brass tee, 1/4" MPT x 1/4" male flare x 1/4" male flare on branch, one cap and valve core



PART# **CD9616** PKG QTY: 2
Forged brass tee, 1/4" male flare x 1/8" MPT x 1/4" male flare on branch, one cap and valve core



PART# **CD9620** PKG QTY: 2
Forged brass tee, 1/4" male flare x 1/4" male flare x 1/8" MPT on branch, one cap and valve core

OTHER CONNECTIONS



PART# **CD1446** PKG QTY: 1
1/4" female swivel flare x 1/4"
female swivel flare—No depressor
tips



PART# **CD2613** PKG QTY: 1
Two 1/4" female connections with
o-ring seals and 1/4" male flare
(without core) at right angle for
connecting needs



PART# **CD1450** PKG QTY: 2
1/4" male flare access x 1/4"
female flare adapter, with one
valve core and copper gasket



PART# **CD5044** PKG QTY: 1
On the branch is a 1/4" male flare,
no core, and the other end a 1/4"
female flare swivel with an o-ring
seal




PART# **CD1454** PKG QTY: 2
1/4" male flare swivel nut x 1/4"
access with installed valve core, all
brass tube has depressor tip



PART# **CD8725** PKG QTY: 2
The CD8725 has a gasket in the
1/4" hex nut. The valve body is
stationary. When threads of existing
system fittings are stripped and
anew core won't go in, use this. It
has a core and no depressor tip



PART# **CD2594** PKG QTY: 2
1-1/4" piece of 1/4" copper
tubing, double flared on one end
with a 1/4" female flare nut and a
depressed tip



PART# **CD9640** PKG QTY: 1
Two 1/4" male flares, one with core
in a U shape—at the side is a 1/4"
female flare with depressor tip



PART# **CD2595** PKG QTY: 2
The same as CD2594, only the end
of the copper tube opposite the
female flare has been swaged to
allow 1/4" copper tube inserted
for brazing



PART# **CD9644** PKG QTY: 1
Same as CD9640, with the addition
of a 1/4" male flare opposite the
1/4" female flare



PART# **CD2597** PKG QTY: 2
The same as CD2594, only a 1/4"
male flare fitting has been brazed
on. A core may be inserted in the
1/4" male flare, but not provided

For special OEM needs, we can
extend the copper tubing to any
length

UNIQUE CUSTOM ASSEMBLIES

C&D Valve manufactures custom components and assemblies for both OEM and after-market applications. Let us know what you need regardless of the volume and we'll see what we can do for you.

BLOWER WHEEL PULLERS

A Professional Tool

Fast and easy! A simple method to remove blower wheel from shaft without damage to blower, blower motor or shaft.

BLOWER WHEEL PULLER

Unique hub design provides the perfect fit for most blower wheels allowing maximum torque for stubborn hard to remove wheels.



PART# **CD3505** PKG QTY: 1
1-1/4" hub only



PART# **CD3515** PKG QTY: 1
1-3/8" hub only



PART# **CD3525** PKG QTY: 1
1-1/2" hub only



PART# **CD3535** PKG QTY: 1
1-5/8" hub only



PART# **CD3555** PKG QTY: 3
Set screw



PART# **CD3560** PKG QTY: 1
5/32" Allen wrench



PART# **CD3570** PKG QTY: 1
Blower wheel puller kit;
contains all sizes



PART# **CD3540** PKG QTY: 1
Drive bolt



PART# **CD3545** PKG QTY: 1
Drive bolt and shank



PART# **CD3500** PKG QTY: 1
Drive bolt, shank and 1-1/4" hub



PART# **CD3510** PKG QTY: 1
Drive bolt, shank and 1-3/8" hub



PART# **CD3520** PKG QTY: 1
Drive bolt, shank and 1-1/2" hub



PART# **CD3530** PKG QTY: 1
Drive bolt, shank and 1-5/8" hub

FASTAP™ TUBE PIERCING PLIERS

INSTRUCTIONS

1. Connect service hose to fitting on pliers
2. Size locking pliers to tubing for proper clamping
3. Align tip to center of tubing and clamp down
4. Recover refrigerant

PART# **CD4311** PKG QTY: 1
Fast refrigerant recovery with pliers that clamp on and pierce tube. Works on tubing sizes from 1/4" to 7/8". Pliers are simple to use and light weight. Piercing tip is self sharpening, but also easily replaceable.



PART# **CD4314** PKG QTY: 1
Replacement piercing tip

PART# **CD4315** PKG QTY: 2
Replacement gaskets for pliers

Refrigerant Locking Cap Driver

Your one tool to remove industry standard locking caps

PART# **CD3830** PKG QTY: 1

Cap Driver Replacement Bits

PART# **CD3831** | Red - Novent®

PART# **CD3832** | Green - Novent®

PART# **CD3833** | Silver - C&D - Shield®

3 bits for access to C&D Valve, Novent and Shield® Cap*
 Magnetic tip securely holds bits in place
 Bits stored in handle for convenient access and storage
 Compact design helps allow access in tight spots

* Novent is a registered trade mark of the Rector Seal Corporation;
 Shield is a registered trademark of JB Industries Inc.



PUT SAFETY
 FIRST WITH
 REFRIGERANT
 LOCKING CAPS
 AND KEYS

Need to remove industry standard locking caps? Try our 3-in-1 refrigerant locking driver and eliminate the need to carry three different keys.

Locking caps help in the prevention of refrigerant theft, leaks to the environment, and serious injury or death resulting from the inhalation of dangerous refrigerants.

Valve Core Torque Driver

PART# **CD3815** PKG QTY: 1

Calibrated to install standard refrigeration valve cores to 4 to 5 in/lbs per ARI 720-2002

Driver has torque "breakaway" feature that disengages the driver when the proper torque is reached—no need to listen for a "click"

Driver torque in reverse is non-limiting. This allows for as much torque as necessary to remove difficult cores.



Locking Refrigerant Safety Cap

Works with standard valve core key

Help prevent unauthorized access
 Locks in place to prevent refrigerant loss
 Meets CMC (California Mechanical Code) and Title 24
 1106.3.1 Refrigerant Service Ports
 Meets IMC 1101.10 and IRC M1411.6



1/4" Locking Caps

PART# **CD2290/2** PKG QTY: 2

PART# **CD2290/10** 10 PKG QTY: 10

PART# **CD2290/50** 50 PKG QTY: 50

5/16" Locking Caps

PART# **CD2295/2** 2 PKG QTY: 2

PART# **CD2295/10** 10 PKG QTY: 10

PART# **CD2295/50** 50 PKG QTY: 50


OIL TAP

PART# **CD1808** PKG QTY: 1

The oil tap is installed on a semi-hermetic compressor for the changing of oil and testing procedures. The internal pressure helps discharge the oil from the crankcase and acid tests can be made while the compressor is running. It allows the addition or removal by pressure of oil while compressor is running. Detect hazardous refrigerant pooling in the crankcase before start-up and control the removal using a compound gauge. The oil tap can be permanently installed.

TECH TIP

Always install a new valve core when finished servicing a system. Installing a new valve core is your best method in preventing access fitting leaks.



CAP TUBE

PART# **CD2540** PKG QTY: 1

Factory made double flare connection, used in such ways as an external equalizer tube on an expansion valve, 36" of copper tube with double flares on swivel on each end, and no depressor tips

PART# **CD2541** PKG QTY: 1

Same as CD2540, with a depressor tip on **one** end

PART# **CD2542** PKG QTY: 1

Same as CD2540, with a depressor tip on **each** end



CORE CONTAINER | WRENCH

PART# **CD3813** PKG QTY: 1

Core container with wrench, all brass with knurl for easy handling, compact design holds three valve cores



PART# **CD3805** PKG QTY: 10


Plastic tube container with six valve cores and one core wrench tool—only available in a display box of 10



CORE CHASER | WRENCH

PART# **CD3800** PKG QTY: 1

Two (2) tools - a core wrench and thread chaser, comes with six (6) cores and overall length is 3-1/2"



Caps

PART# **CD2210** PKG QTY: 25
1/4" Flare black glass-filled nylon cap with neoprene o-ring seal

PART# **CD2214** PKG QTY: 6
10 mm - 1.25 black glass-filled nylon cap with neoprene o-ring seal

PART# **CD2215** PKG QTY: 6
1/4" Flare black glass-filled nylon cap with retainer strap and neoprene o-ring seal

PART# **CD2217** PKG QTY: 6
1/4" Flare black glass-filled nylon cap with black retainer strap and neoprene o-ring seal

PART# **CD2220** PKG QTY: 6
1/2" Acme black glass-filled nylon cap with neoprene o-ring seal

PART# **CD2225S** PKG QTY: 6
1/4" Flare flex brass cap, use with M Series line-cap valves or with copper gasket (CD0500) for metal to metal seal

PART# **CD2225T** PKG QTY: 25
1/4" Flare flex brass cap, use with M Series line-cap valves or with copper gasket (CD0500) for metal to metal seal

PART# **CD2235** PKG QTY: 6
1/4" Flare heavy-duty hex brass cap with neoprene o-ring seal

PART# **CD2245S** PKG QTY: 6
1/4" Flare heavy-duty round brass cap with neoprene o-ring seal

PART# **CD2245T** PKG QTY: 24
1/4" Flare heavy-duty round brass cap with neoprene o-ring seal


PART# **CD2250S** PKG QTY: 6
1/4" Flare heavy-duty round brass cap with core wrench tool and neoprene o-ring seal

PART# **CD2250T** PKG QTY: 25
1/4" Flare heavy-duty round brass cap with core wrench tool and neoprene o-ring seal

PART# **CD2255** PKG QTY: 6
1/4" Flare heavy-duty round brass cap with neoprene o-ring seal and security wire

PART# **CD2260** PKG QTY: 6
1/4" Flare heavy-duty round brass cap with neoprene gasket seal

PART# **CD2265** PKG QTY: 6
1/4" Flare round brass cap with neoprene gasket o-ring seal, attached keeper chain to prevent loss of cap



THE RIGHT FITTINGS FOR EVERY JOB

From caps to grommets to valve cores, C&D Valve has all the access fitting replacement parts you need to finish the job. Contact Customer Service for assistance in finding the right component for your job.

Parts

PART# **CD0400** PKG QTY: 5
1/4" Flare forged nut (short)

PART# **CD0500** PKG QTY: 20
Copper gasket, for use with CD2225 cap

PART# **CD2577** PKG QTY: 6
1/4" Flare hex nut

PART# **CD4460S** PKG QTY: 6
Valve core with PTFE seal, tapered, positive stop barrel

PART# **CD4460T** PKG QTY: 25
Valve core with PTFE seal, tapered, positive stop barrel

PART# **CD5038** PKG QTY: 6
1/2" OD hose grommet for 3/8" charging hoses

PART# **CD5161** PKG QTY: 25
5/16" OD x 5/16" neoprene hose grommet

PART# **CD5501** PKG QTY: 25
PTFE o-ring seals for M Series

O-Rings

PART# **CD0066** PKG QTY: 10
1/8" ID, 1/4" OD

PART# **CD0077** PKG QTY: 10
5/32" ID, 9/32" OD

PART# **CD0099** PKG QTY: 10
7/32" ID, 11/32" OD

PART# **CD0101** PKG QTY: 10
1/4" ID, 3/8" OD

PART# **CD0111** PKG QTY: 10
5/16" ID, 7/16" OD, CRT, core depressor couplers

PART# **CD1050** PKG QTY: 10
5/32" ID, 11/32" OD

PART# **CD1060** PKG QTY: 10
3/16" ID, 3/8" OD, CD2223, CD2235, CD2250, CD2255 cap

PART# **CD1070** PKG QTY: 10
7/32" ID, 13/32" OD, CD2219, CD2245, CD2265 cap

PART# **CD1090** PKG QTY: 10
5/16" ID, 1/2" OD, CRT, core depressor couplers

Replacement Parts

Core Removal Tool

PART# **CD5555** PKG QTY: 1
O-rings necessary to repair a CRT except those contained in the chuck

PART# **CD5560** PKG QTY: 1
Shut-off them with molded neoprene gland, includes brass stem, knob, retaining nut and gland

PART# **CD5577** PKG QTY: 1
Brass rod and chuck, rear end sealing coupler and knob all in one piece

Sure Seal™ Retaining Coupler

PART# **CD5171** PKG QTY: 1
Set repair kit containing o-rings, washer, valve depressor and springs

Part #	Page	Part #	Page	Part # . . . Page	Part #	Page	Part #	Page
CD0066	23	CD2094	16	CD3092	CD4311	20	CC8428NS
CD0077	23	CD2098	16	CD3094	CD4314	20	CD84299
CD0099	23	CD2120	11	CD3095	CD4315	20	CC8429NS
CD0101	23	CD2140	11	CD3096	CD4338	11	CD84319
CD0111	23	CD2160	11	CD3098	CD4358	11	CC8431NS
CD0400	23	CD2208NS	CD3338	CD4460S	23	CD84349
CD0410NS	CD2209NS	CD3346	CD4460T	23	CC8434NS
CD0500	23	CD2210	23	CD3358	CD4545	8	CD84389
CD1010	7	CD2214	23	CD3368	CD5013	17	CC8438NS
CD1050	23	CD2215	23	CD3434	CD5014	17	CD84589
CD1060	23	CD2217	23	CD3436	CD5016	17	CC8458NS
CD1070	23	CD2220	23	CD3456	CD5036	17	CD84789
CD1090	23	CD2225S	23	CD3500	CD5038	23	CC8478NS
CD1200	8	CD2225T	23	CD3505	CD5044	19	CD8490NS
CD1212	7	CD2235	23	CD3510	CD5050	16	CD8504NS
CD1414	17	CD2243	8	CD3515	CD5055	8	CD85059
CC1414	17	CD2245S	23	CD3520	CD5060	16	CD85069
CD1428NS	CD2245T	23	CD3525	CD5161	23	CD872519
CD1438NS	CD2248NS	CD3530	CD5171	23	CD91608
CD1439NS	CD2250S	23	CD3535	CD5421	9	CD9510SVK15
CD1440NS	CD2250T	23	CD3540	CC5421NS	CD9530SVK15
CD1441	17	CD2255	23	CD3545	CD5501	23	CD9560SVK15
CD1444NS	CD2260	23	CD3555	CD5512	10	CD9580SVK15
CD1446	19	CD2265	23	CD3560	CD5514	10	CD960118
CD1450	19	CD2290/2	21	CD3570	CD5516	10	CD960218
CD1454	19	CD2290/10	21	CD3600	CD5518	10	CD960318
CD1808	22	CD2290/50	21	CD3602	CD5534	10	CD9604NS
CD1818	17	CD2295/2	21	CD3603	CD5538	10	CD9605NS
CC1818	17	CD2295/10	21	CD3604	CD5555	23	CD960618
CD1819	17	CD2295/50	21	CD3605	CD5558	10	CD9608NS
CC1819	17	CD2380	11	CD3606	CD5560	23	CD9610NS
CD2000	17	CD2500	8	CD3608	CD5577	12,13,23	CD961118
CD2005NS	CD2506	8	CD3619	CD5578	10	CD961418
CD2010	17	CD2525	7	CD3688	CD7465NS	CD9615NS
CD2012	17	CD2540	22	CD3800	CD8400	7, 8	CD961618
CD2014	17	CD2541	22	CD3805	CD8403	7	CD962018
CD2018	17	CD2542	22	CD3813	CD8404	7	CD962118
CD2019	17	CD2576	8	CD3815	CD8405	7	CD962218
CD2020	17	CD2577	23	CD3825	CD8406	7	CD962318
CD2022	17	CD2580	11	CD3830	CD8408	7	CD9625NS
CD2027NS	CD2594	19	CD3831	CD8412	9	CD9626NS
CD2028	17	CD2595	19	CD3832	CC8412NS	CD962718
CD2029NS	CD2597	19	CD3833	CD8414	9	CD962818
CD2030NS	CD2613	19	CD3900	CC8414NS	CD964019
CD2035	16	CD2812	10	CD3910	CD8416	9	CD964419
CD2037	16	CD2814	10	CD3915	CC8416NS	TEL-15
CD2038NS	CD2816	10	CD3916	CD8420	9	TEP-5D4
CD2041	17	CD2818	10	CD3917	CC8420NS	TEP-G/64
CD2050	16	CD2834	10	CD3920	CD8425	9	TEP-Q/124
CD2056	17	CD2838	10	CD3930	CC8425NS	TES-15
CD2060	16	CD2878	10	CD3956	CD8426	9		
CD2070	16	CD3018	14	CD3970	CC8426NS		
CD2080	16	CD3034	14	CD3975	CD8427	9		
CD2084	16	CD3078	14	CD3990	CC8427NS		
CD2090	16	CD3090	12,13	CD4040	CD8428	9		

TERMS & CONDITIONS/WARRANTY



Orders Orders are subject to written acceptance by C&D Valve, LLC, and are subject to strikes, accidents, delays by suppliers, and other causes beyond our control. Receipt of an order will be understood as acceptance of these terms and conditions unless specific agreement to the contrary has been made in writing prior to order placement. **\$50 Minimum Order**

Prices Prices shown apply to quantities on a single shipment to a single destination and do not include any sales tax which may apply. All prices are subject to change without notice and all shipments will be invoiced at prices in effect at time of shipment.

Terms Terms are 1% 10 days, net 30. 1.5% per month (18% annum); service charge will apply to past due invoices.

Freight F.O.B. shipping point with freight allowed or prepaid via cheapest way on single order of \$750 or more for access fittings (\$1250 for TekEdge products) to a single destination in the USA except Alaska and Hawaii. Shipments under \$750 for access fittings (\$1250 for TekEdge products) are sent collect or prepaid and charged.

Damages Damages in transit are the responsibility of the carrier, and such claims should be filed with the carrier, not C&D Valve, LLC. Our responsibility ends upon receipt of material by the carrier.

Shortages Claims for shortages must be made within 10 days of delivery.

Warranty All products sold by C&D Valve, LLC are warranted to be free of defects in materials and workmanship and include a one year over-the-counter warranty from date of shipment by C&D Valve unless otherwise specified. This warranty applies to all repairable instruments that have not been tampered with or damaged through improper use including unauthorized opening of the unit. C&D Valve limits this warranty to the repair, replacement, or credit at invoice price (our option) of products which in our opinion are defective due to defects in workmanship and/or materials. This express warranty is in lieu of and excludes all other warranties, guarantees and/or representations, express or implied, of C&D Valve, LLC and/or the manufacturer of such products who make NO WARRANTY OF MERCHANTABILITY OR FITNESS FOR ANY PARTICULAR PURPOSE.

Technical information, recommendations and advice as to properties and usage of materials, design, installation and use of products, engineering and other matters are provided as an accommodation and are intended only as suggestions. Although they are believed to be accurate, based on C&D Valve's knowledge and experience, C&D Valve assumes no obligation or liability for any results obtained in their use or application, and they are not to be construed as establishing any warranty, express or implied. In no event shall C&D Valve be liable for claims for any damages whatsoever (whether direct, immediate, foreseeable, consequential, or special) suffered by buyer or anyone else arising out of any breach by C&D Valve, LLC. C&D Valve makes no warranty to those defined as consumers in the Magnuson-Moss Warranty Federal Trade Commission Improvement Act.

Warning C&D Valve products are designed to be used by licensed Air-conditioning and Refrigeration service technicians only. Due to the high pressures encountered in these systems, plus the dangers due to the physical and chemical nature of refrigerants and oils present in the systems, misapplication could result in injury or death. C&D Valve expressly warns against the sale to or use of products by anyone other than professionally trained personnel.

Safety glasses and gloves should always be worn when working with refrigerants. Contact with refrigerants may cause injury.

This product can expose you to chemicals including lead which are known to the State of California to cause cancer and birth defects or other reproductive harm. For more information go to www.P65Warnings.ca.gov.

Returns Every effort has been made to provide reliable, superior quality products. However, in the event your product requires repair or replacement, please contact C&D Valve Customer Service to obtain a Return Material Authorization (RMA) number. Ensure that all returned products are packed to avoid damage in shipment. Paperwork should be placed in a separate plastic bag and include the C&D Valve RMA number, a description of the problem, and any customer assigned repair or purchase order number, if applicable.

Contact Customer Service for RMA number:

800.654.9233 phone
800.840.0443 fax

Products should be shipped with freight prepaid to:

C&D Valve
RMA# _____
201 NW 67th Street
Oklahoma City, OK 73116 USA

Product returns will not be accepted without RMA number from C&D Valve, LLC.

Note Design, specifications and materials are subject to change without notice.

Unless agreed in writing, these terms will constitute our entire obligation upon our acceptance of any order, regardless of the terms, stipulations, etc. in any request for quotations, or as may appear in any order form now or later submitted by the buyer.

Vacuum Pumps

NOT CHANGING OIL WILL VOID WARRANTY


C&D Valve, LLC vacuum pumps are warranted to be free of defects in materials and workmanship for a period of one year from the date of purchase. This warranty applies to all repairable instruments that have not been tampered with or damaged through improper use including unauthorized opening of the unit.

Pumps received within warranty period are assessed upon arrival at the C&D Valve facility to determine warranty coverage. Wholesaler will be notified of warranty coverage determination. Over-the-counter warranty applies only to manufacturing defects and is VOID if determination has been deemed product misuse.

To eliminate unnecessary returns and/or costly repairs, verify oil has been changed and proper pump operation guidelines have been followed prior to requesting a return materials authorization (RMA).

Check for Signs of Misuse

- A. Housing area
- B. Broken base
- C. Trap
- D. Damage to fins or drain valve
- E. Sight glass
- F. Damage or dents to pump body
- G. Broken or bent handle
- H. Damaged or missing intake valve



Reasons for Void of Warranty

- Improper usage of pump and pump oil
- Oil has not been changed
- Corrosive substances and/or contaminants found in pump
- Pump has been damaged, altered, or components have been removed or are missing

IMPORTANT:
OIL LEVEL MUST BE ABOVE
HALFWAY IN SIGHT GLASS

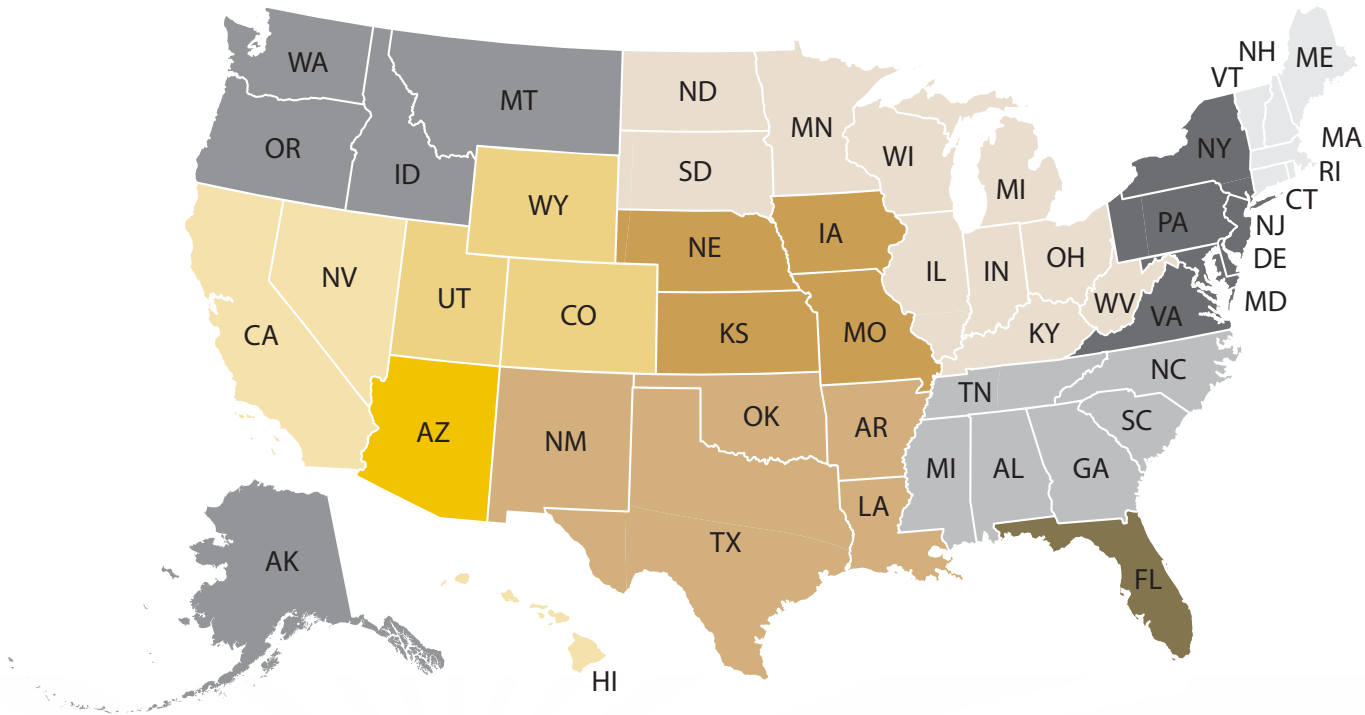


Packing Vacuum Pump for Return

To ensure that no additional charges are incurred due to improper packaging:

1. Drain ALL oil from pump and close off valves.
2. Place pump in a sealed plastic bag.
3. Package pump in a cushioned bottom carton with packing paper. Be sure to secure and protect pump in carton on all sides.
4. Include RMA number issued by C&D Valve and supporting paperwork with detailed description of issue in a sealed, separate plastic bag.
5. If an estimate is required, be sure to specify in documentation.

SALES REPRESENTATIVES



Domestic

SALES REP	CONTACT
CK Sales	Jim Cunningham 732.239.1561
Wright Sales	Mike Brase 760.822.6395
C&D Valve	800.654.9233
Daugherty Sales	Jim Daugherty 205.995.1865
C&D Valve	800.654.9233

SALES REP	CONTACT
Vista Sales	Katrina Shaffer 303.989.7636
Southwest Sales Group	Scott Samuelson 602.723.7000
PED Associates	Gil Ledoux 352.459.5171
Thomas Finnegan	Gregg Finnegan 937.604.9375
Beene & Jennings	Pete Jennings 817.291.1470

Australia

SALES REP	CONTACT
Broadtech Supplies and Services Pty Ltd	Nigel Mugeridge Tel 08 8278 9694 (International 0061 8 8278 9694) broadtech@adam.com.au

Canada

SALES REP	CONTACT
Wildon Sales and Marketing, Inc.	Bill Northam 905.432.6822 bdnortham@rogers.com



C&D Valve is the leading manufacturer of refrigeration service valves, specializing in the design and manufacture of American made brass access fittings and tools to the HVAC/R industry.



cdvalve.com

P 800.654.9233
F 800.840.0443
sales@cdvalve.com

PO Box 13250
Oklahoma City, OK 73113